ATTENTION:
Make sure, that the finished choke does not exceed an overall height of 31.5mm from the base plate bottom to the top coil.
Maximum width: 22mm.

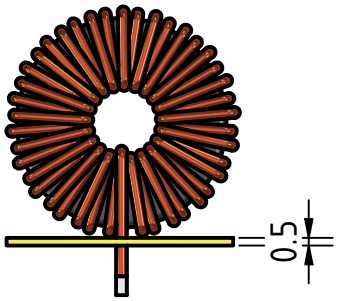

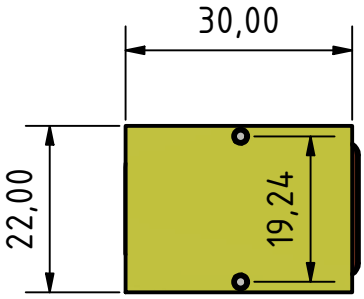

MG300001388 PFC		
Core specification	Wire specification	Base plate specification
ChangSung	1.5mm diameter	FR4
1 x CH270060GT	Isolation coating	30x22x0.5mm

Common mode inductance: 126.1uH± 8%

	Datum	Name
Gezeich	18.09.2024	Wernegger
Kontroll		
Norm		

Winding: Single layer 41 turns

MG300001389

1

A4

Status	Änderungen	Datum	Name

Wiring Instructions					
Wind	Wire	Nr. of turns	Pin output	Nr. of layers	Notes
N1	Copper wire	41	1-2	2	

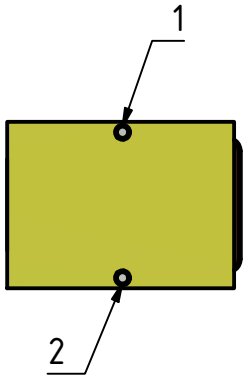

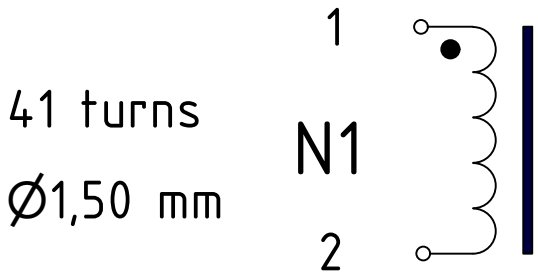

MG100001388 PFC			
No.	Test	Test condition	Limits
1	Inductance	Pin 1-2	116.012-136.188 uH
2	Turns ratio		
3	Dielectric strength		

	Datum	Name
Gezeichnet	18.09.2024	Wernegger
Kontrolliert		
Norm		

Electrical Diagram

MG300001389

2

A4

Status	Änderungen	Datum	Name

Winding scheme

Start points
Stop points

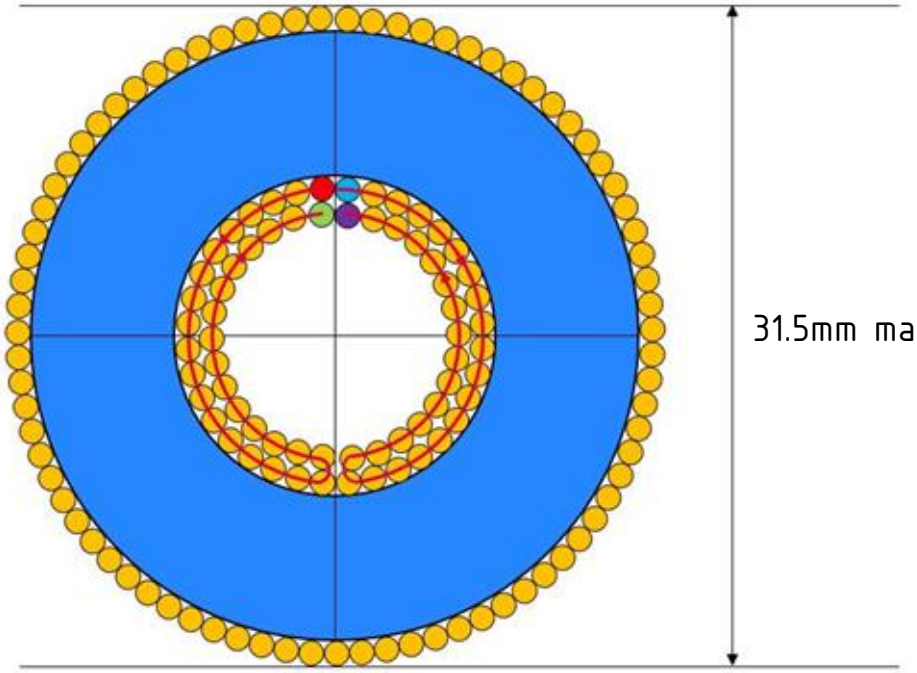

					Datum	Name
				Gezeichnet	18.09.2024	Wernegger
				Kontrolliert		
				Norm		
Status	Änderungen	Datum	Name			

Winding Scheme

MG300001389

3

A4